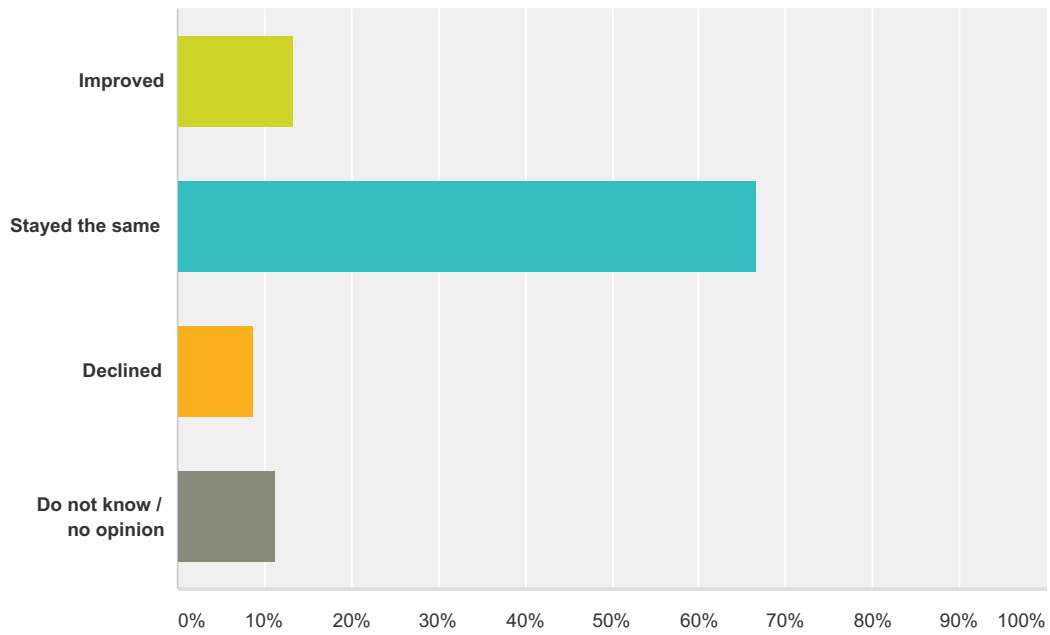


Q1 Over the last ten years, the quality of life in the Town has?

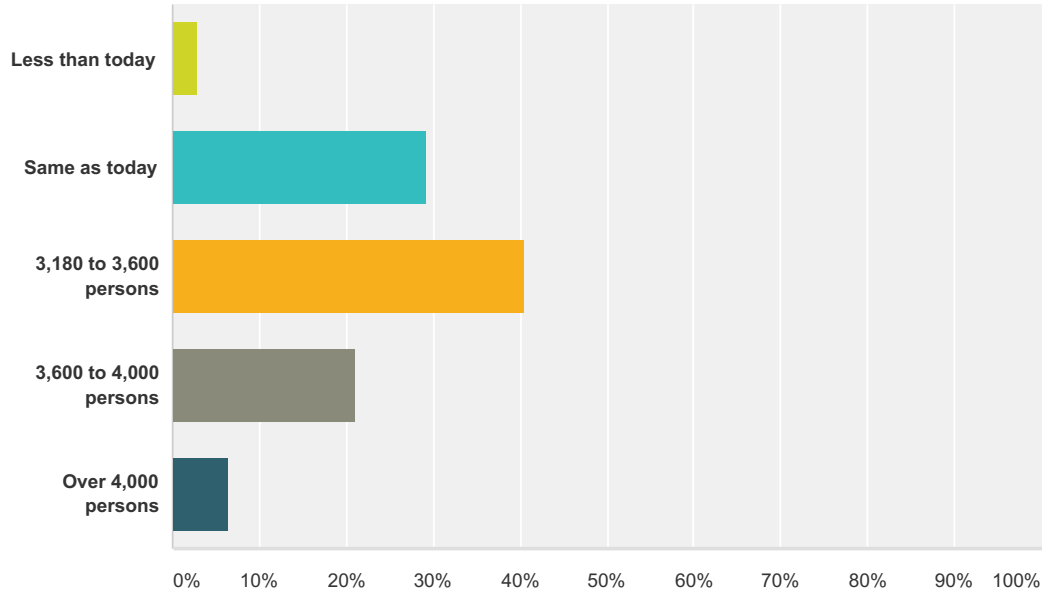
Answered: 248 Skipped: 4



Answer Choices	Responses
Improved	13.31% 33
Stayed the same	66.53% 165
Declined	8.87% 22
Do not know / no opinion	11.29% 28
Total	248

Q2 The current population of the Town of Pleasant Springs is approximately 3,180. What would be the ideal population 20 years from now?

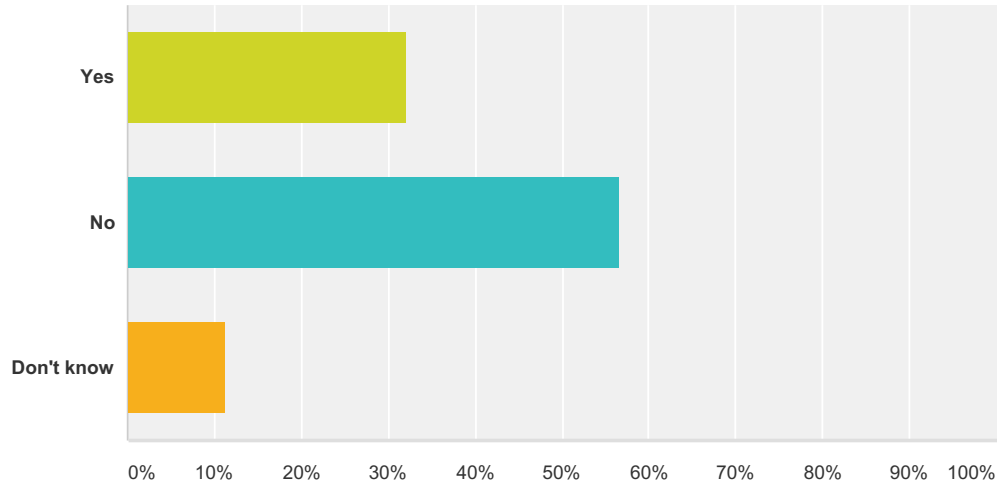
Answered: 247 Skipped: 5



Answer Choices	Responses
Less than today	2.83% 7
Same as today	29.15% 72
3,180 to 3,600 persons	40.49% 100
3,600 to 4,000 persons	21.05% 52
Over 4,000 persons	6.48% 16
Total	247

Q3 The town is approaching residential structure construction capacity according to current town policy established in 1978 limiting development to one dwelling unit or nonfarm use per 35 acres. Would you support a relaxed policy that would allow more residential construction?

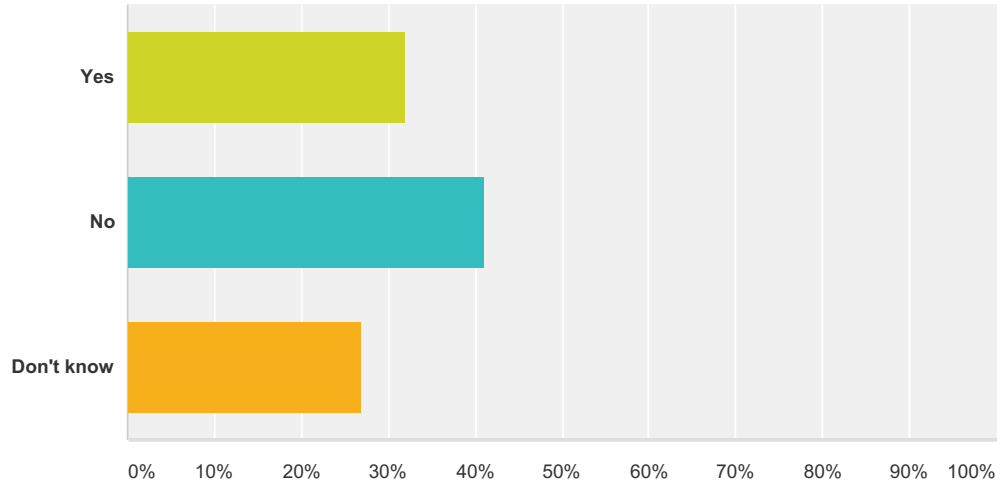
Answered: 249 Skipped: 3



Answer Choices	Responses
Yes	32.13% 80
No	56.63% 141
Don't know	11.24% 28
Total	249

Q4 Would you support the transfer of development rights to allow development in defined areas?

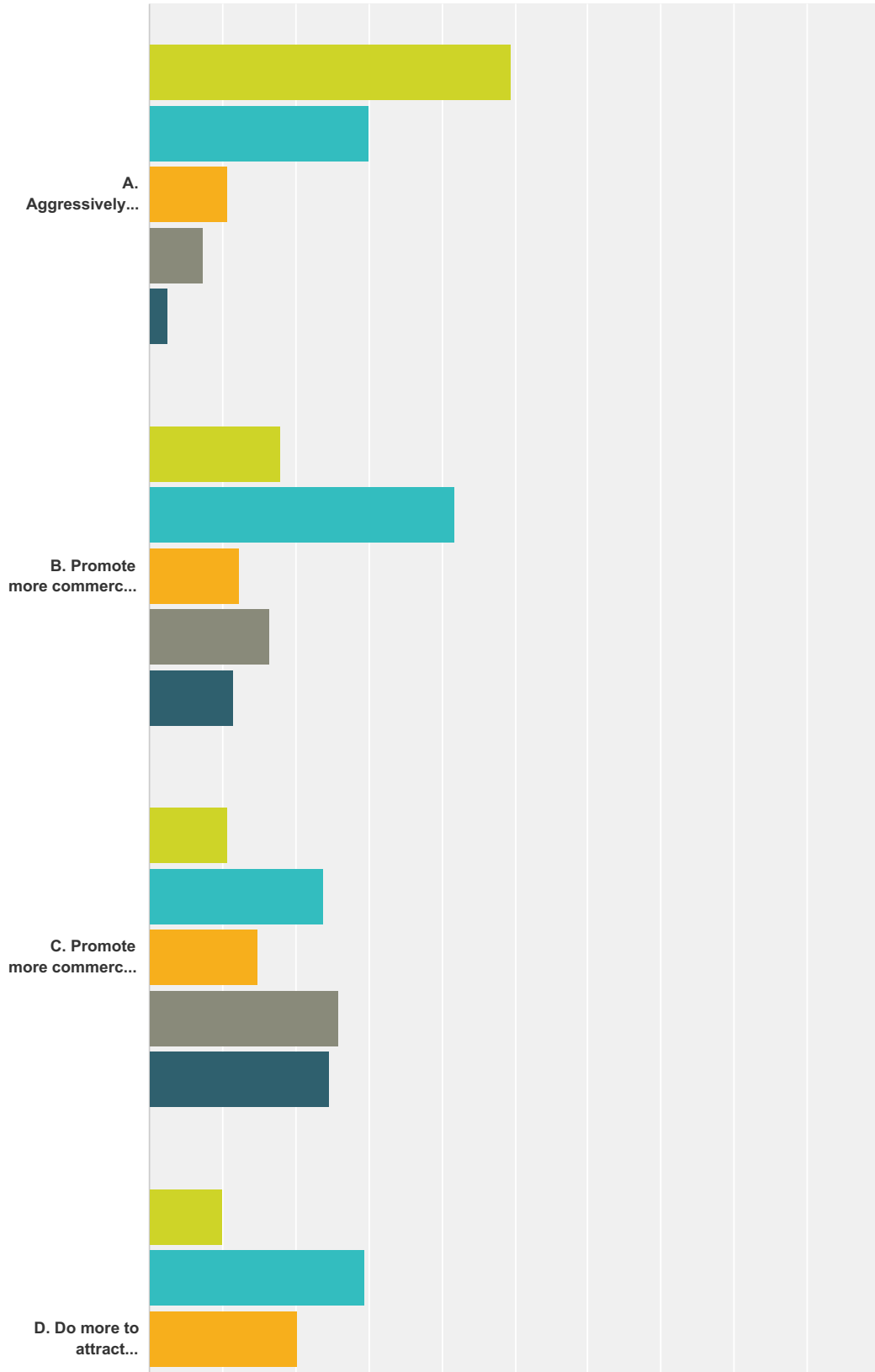
Answered: 248 Skipped: 4

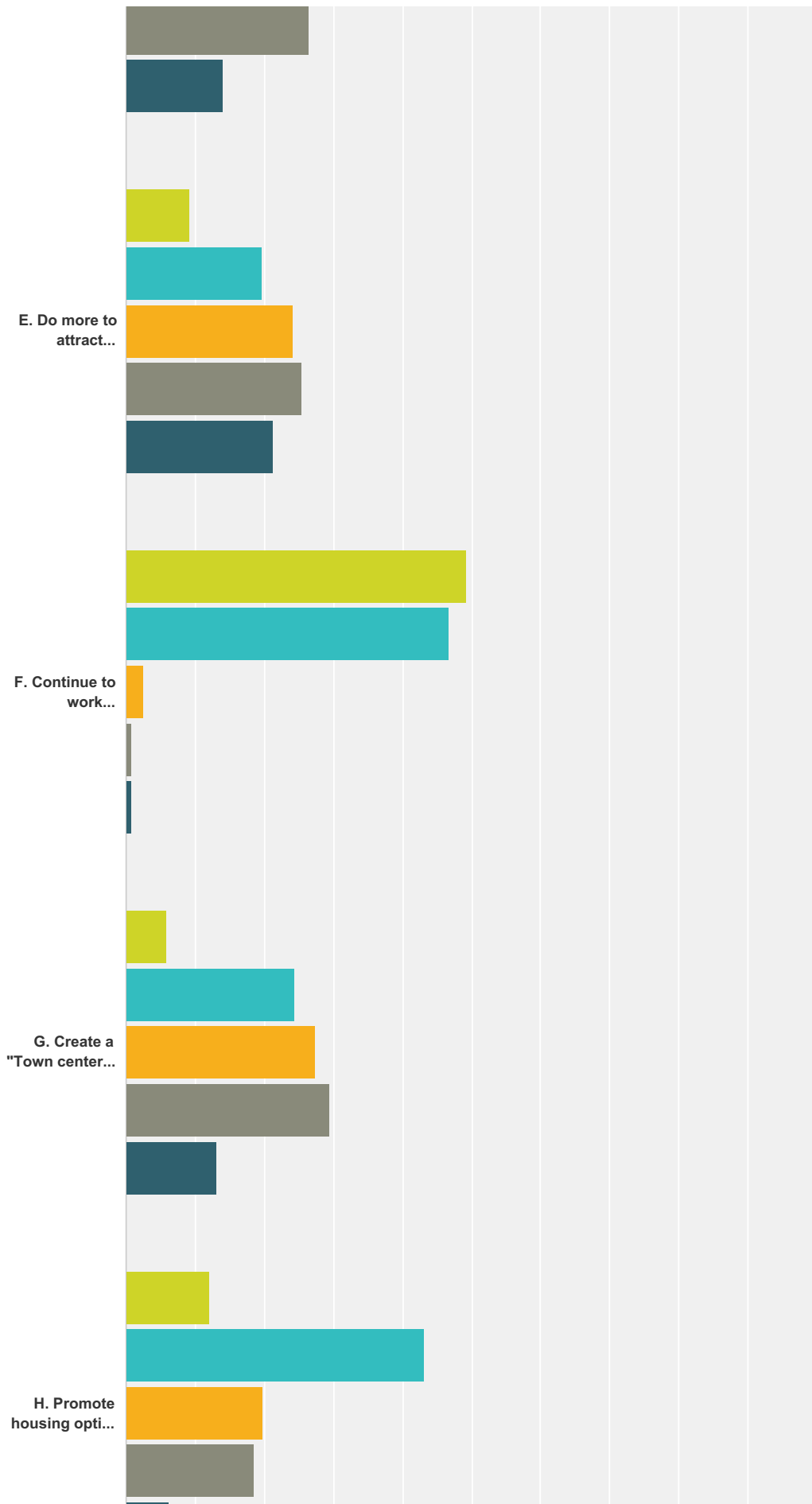


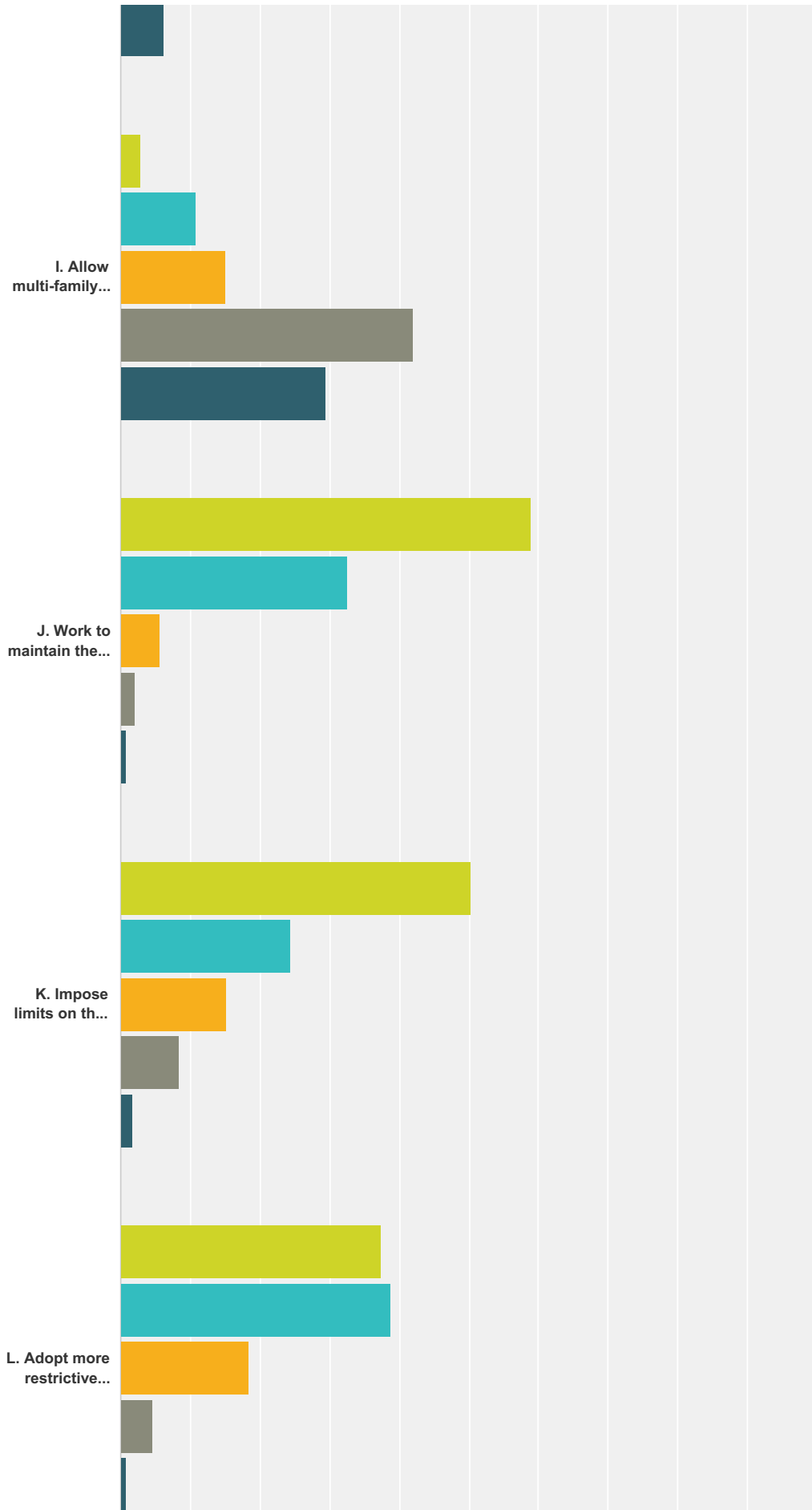
Answer Choices	Responses
Yes	31.85% 79
No	41.13% 102
Don't know	27.02% 67
Total	248

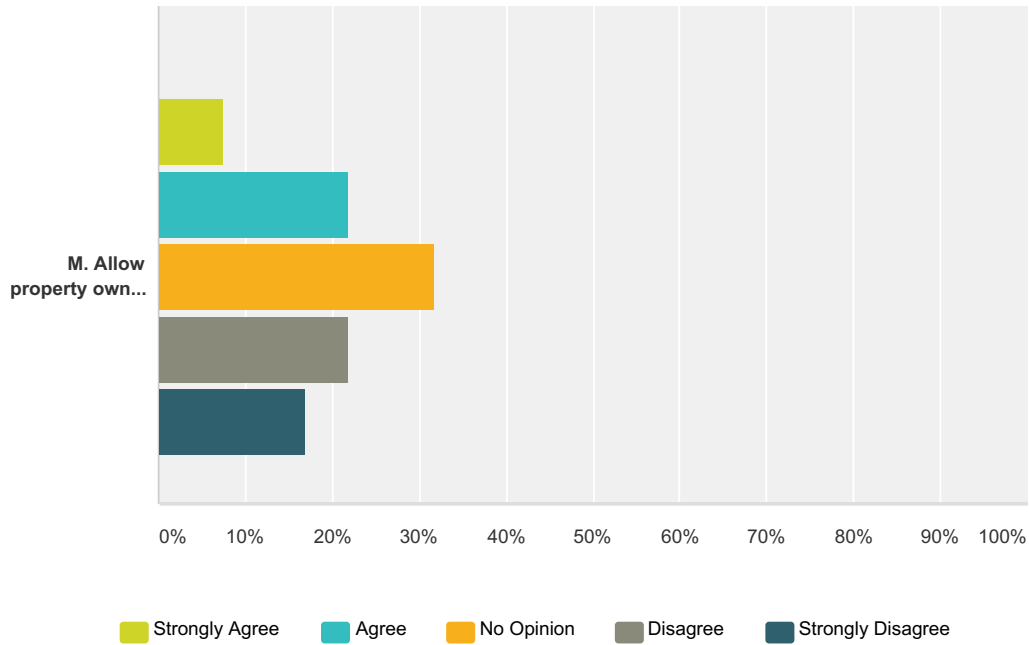
Q5 For each of the following statements, select one choice that best matches your opinion. The Town should:

Answered: 245 Skipped: 7





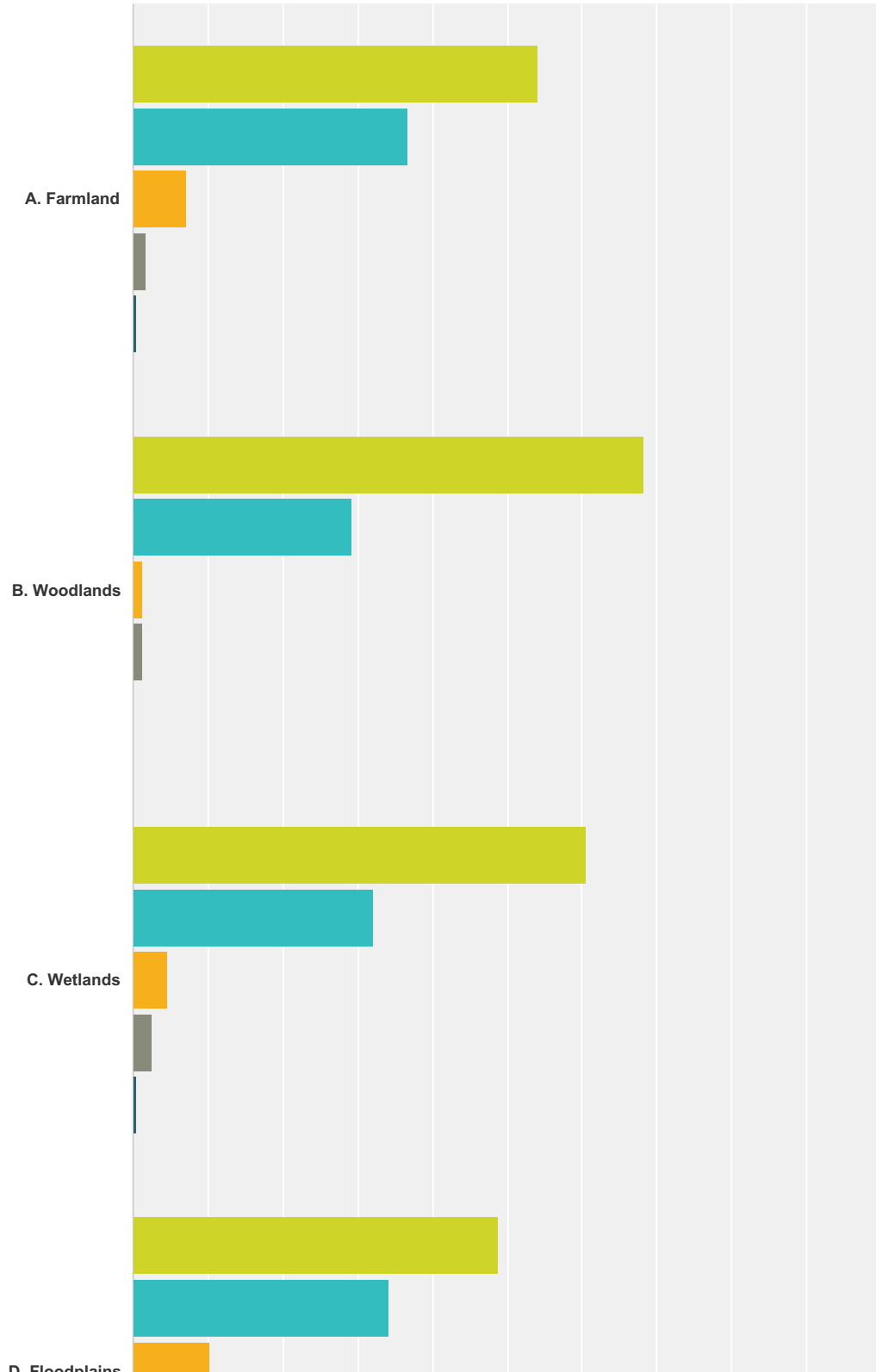


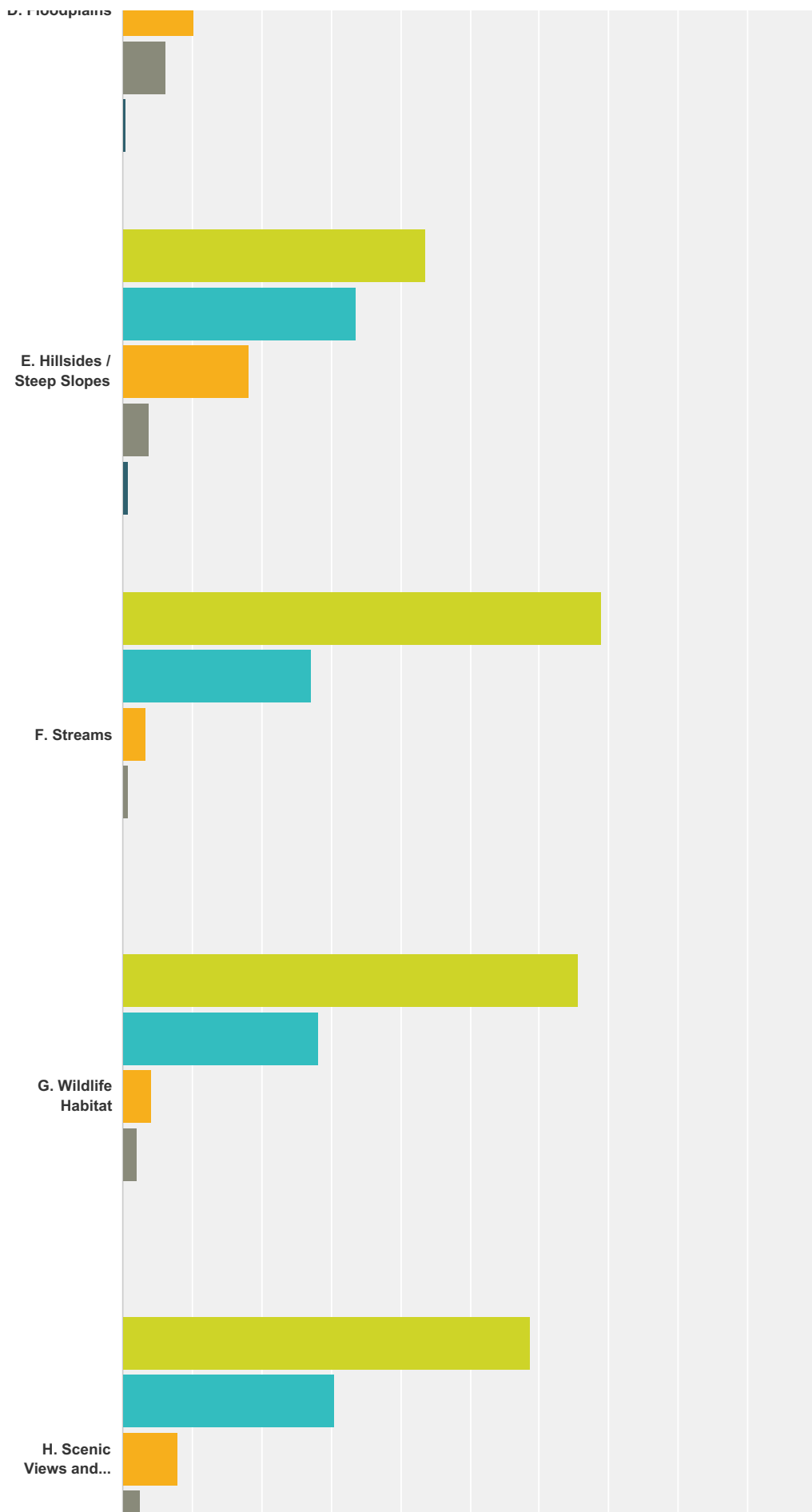


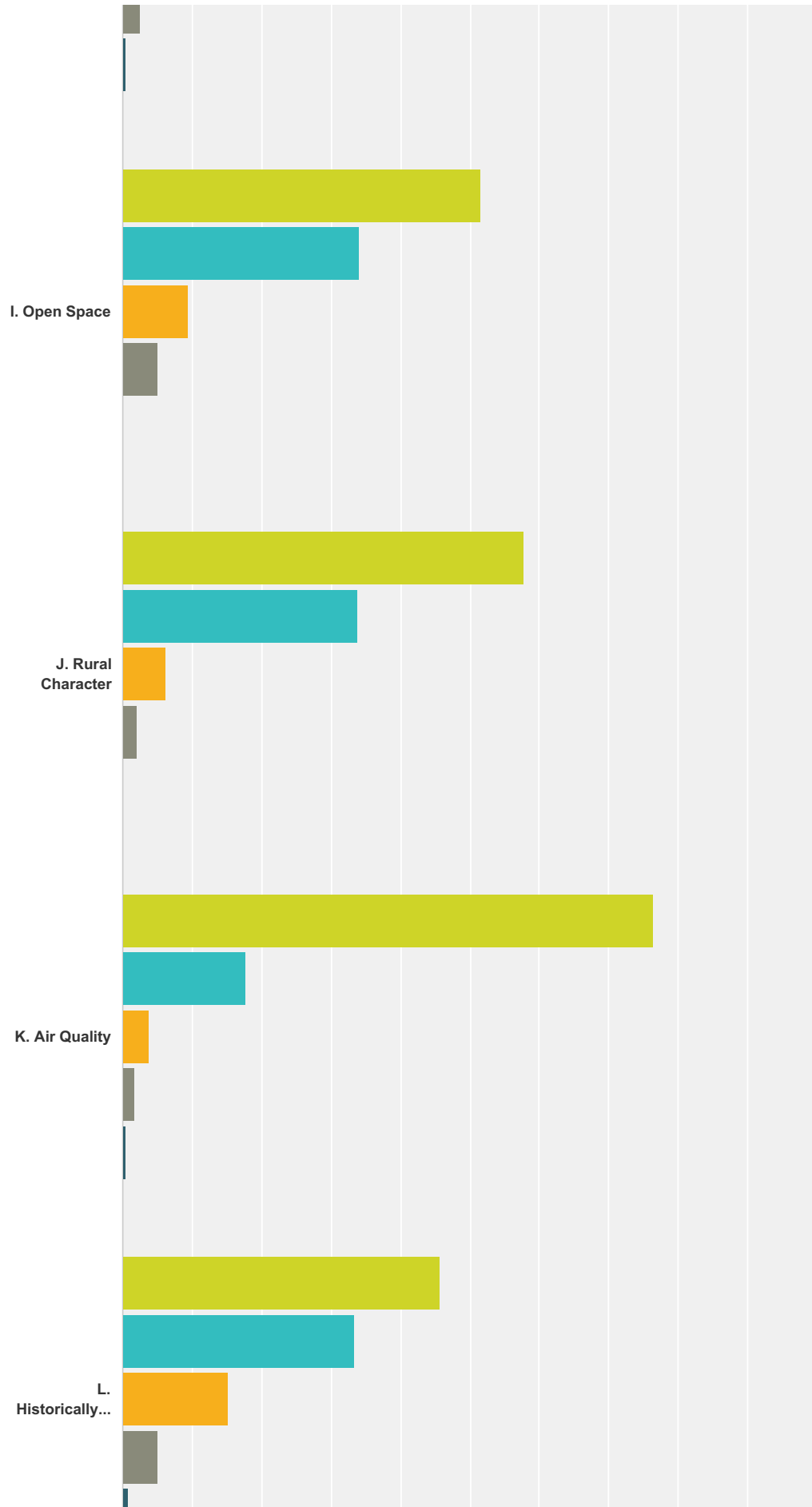
	Strongly Agree	Agree	No Opinion	Disagree	Strongly Disagree	Total
A. Aggressively work to block or slow the expansion (annexation) of adjoining cities and villages into the Town	49.38% 120	30.04% 73	10.70% 26	7.41% 18	2.47% 6	243
B. Promote more commercial development on County Hwy N near I-90	18.03% 44	41.80% 102	12.30% 30	16.39% 40	11.48% 28	244
C. Promote more commercial development along County Road B on the north side of Stoughton	10.70% 26	23.87% 58	14.81% 36	25.93% 63	24.69% 60	243
D. Do more to attract commercial projects	9.92% 24	29.34% 71	20.25% 49	26.45% 64	14.05% 34	242
E. Do more to attract industrial projects	9.21% 22	19.67% 47	24.27% 58	25.52% 61	21.34% 51	239
F. Continue to work cooperatively with adjoining municipalities to increase cost efficiencies and overall coordination	49.17% 119	46.69% 113	2.48% 6	0.83% 2	0.83% 2	242
G. Create a "Town center" in the Town consisting of a mix of uses (e.g., residential, commercial, civic, etc.)	5.79% 14	24.38% 59	27.27% 66	29.34% 71	13.22% 32	242
H. Promote housing options that would enable seniors to remain living in the town? (for example, accessory living structures, duplexes, senior housing development, etc.)	12.03% 29	43.15% 104	19.92% 48	18.67% 45	6.22% 15	241
I. Allow multi-family developments	2.90% 7	10.79% 26	14.94% 36	41.91% 101	29.46% 71	241
J. Work to maintain the area's rural character	58.97% 138	32.48% 76	5.56% 13	2.14% 5	0.85% 2	234
K. Impose limits on the number of animals that can be housed in a "mega" farm operation	50.41% 122	24.38% 59	15.29% 37	8.26% 20	1.65% 4	242
L. Adopt more restrictive regulations to control the location, size, and design of signs/billboards	37.30% 91	38.93% 95	18.44% 45	4.51% 11	0.82% 2	244
M. Allow property owners to transfer their development rights to other property owners in the Town	7.44% 18	21.90% 53	31.82% 77	21.90% 53	16.94% 41	242

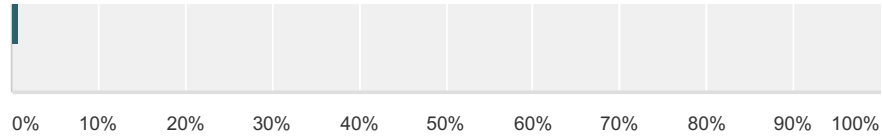
Q6 Please indicate, in your opinion, the importance of natural and cultural resources in your community. How important is it to protect the following?

Answered: 244 Skipped: 8





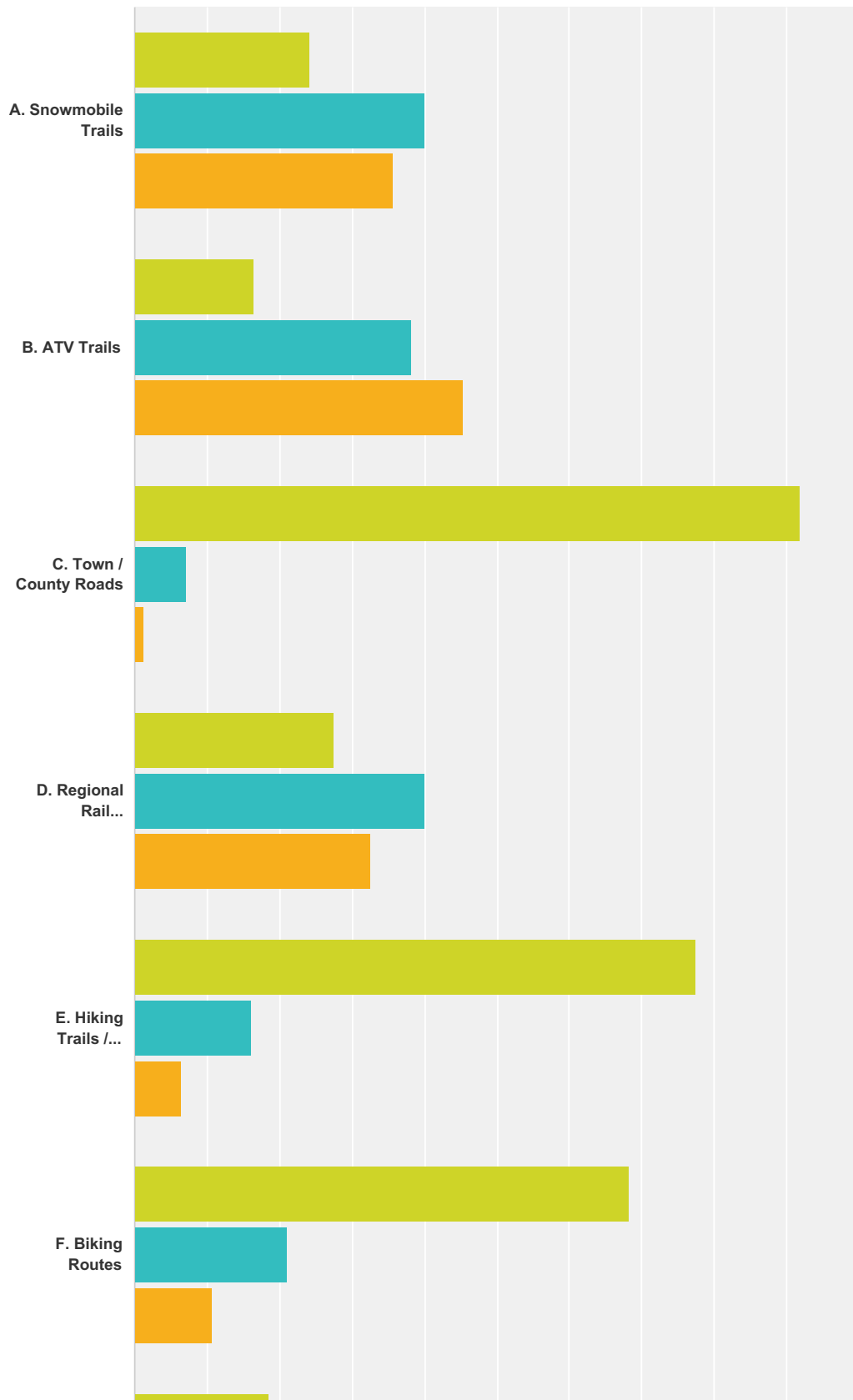


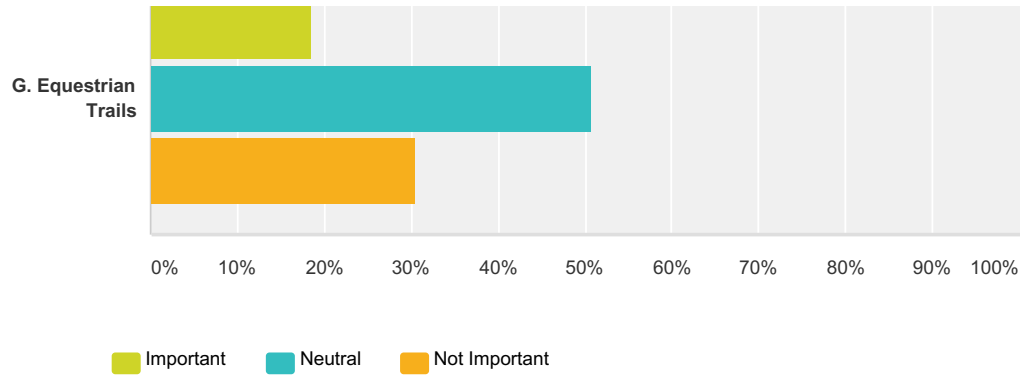


	Very Important	Important	No Opinion / Neutral	Less Important	Not Important	Total
A. Farmland	54.13% 131	36.78% 89	7.02% 17	1.65% 4	0.41% 1	242
B. Woodlands	68.31% 166	29.22% 71	1.23% 3	1.23% 3	0.00% 0	243
C. Wetlands	60.49% 147	32.10% 78	4.53% 11	2.47% 6	0.41% 1	243
D. Floodplains	48.76% 118	34.30% 83	10.33% 25	6.20% 15	0.41% 1	242
E. Hillsides / Steep Slopes	43.57% 105	33.61% 81	18.26% 44	3.73% 9	0.83% 2	241
F. Streams	68.85% 168	27.05% 66	3.28% 8	0.82% 2	0.00% 0	244
G. Wildlife Habitat	65.57% 160	28.28% 69	4.10% 10	2.05% 5	0.00% 0	244
H. Scenic Views and Undeveloped Hills/Bluffs	58.68% 142	30.58% 74	7.85% 19	2.48% 6	0.41% 1	242
I. Open Space	51.64% 126	34.02% 83	9.43% 23	4.92% 12	0.00% 0	244
J. Rural Character	57.85% 140	33.88% 82	6.20% 15	2.07% 5	0.00% 0	242
K. Air Quality	76.35% 184	17.84% 43	3.73% 9	1.66% 4	0.41% 1	241
L. Historically Significant Features	45.68% 111	33.33% 81	15.23% 37	4.94% 12	0.82% 2	243

Q7 How important are the following options?

Answered: 244 Skipped: 8

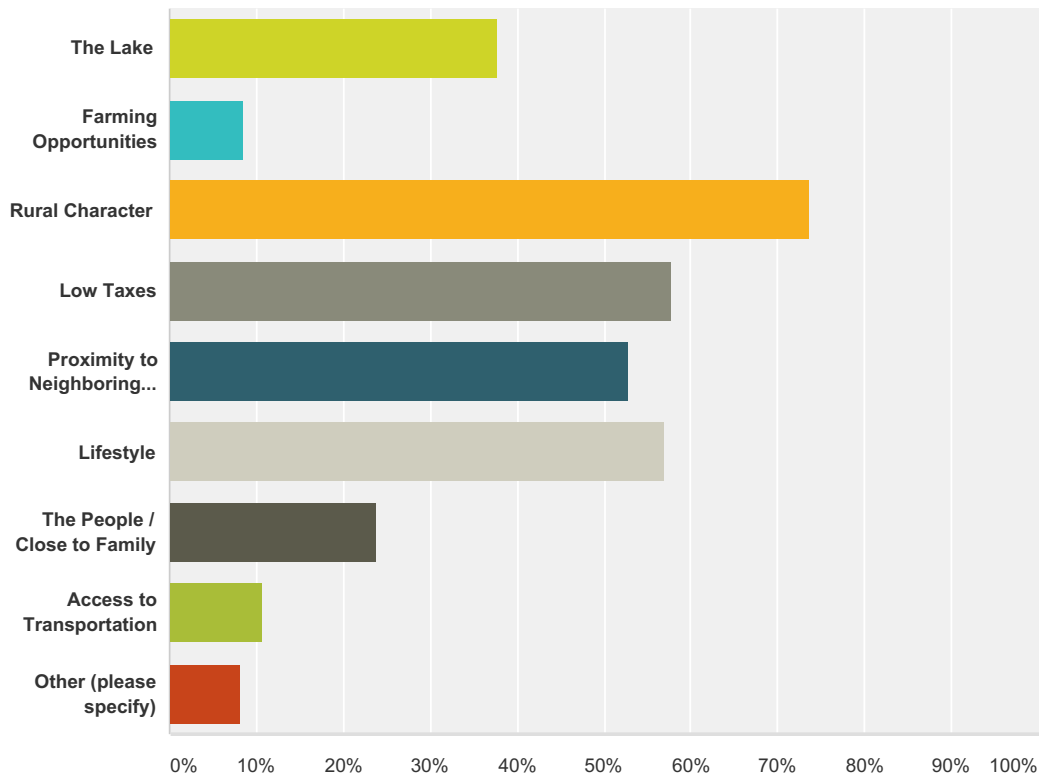




	Important	Neutral	Not Important	Total
A. Snowmobile Trails	24.18% 59	40.16% 98	35.66% 87	244
B. ATV Trails	16.46% 40	38.27% 93	45.27% 110	243
C. Town / County Roads	91.77% 223	7.00% 17	1.23% 3	243
D. Regional Rail Transportation	27.50% 66	40.00% 96	32.50% 78	240
E. Hiking Trails / Walking Paths	77.46% 189	15.98% 39	6.56% 16	244
F. Biking Routes	68.31% 166	20.99% 51	10.70% 26	243
G. Equestrian Trails	18.60% 45	50.83% 123	30.58% 74	242

Q8 Why do you live in Pleasant Springs? You may check more than one answer.

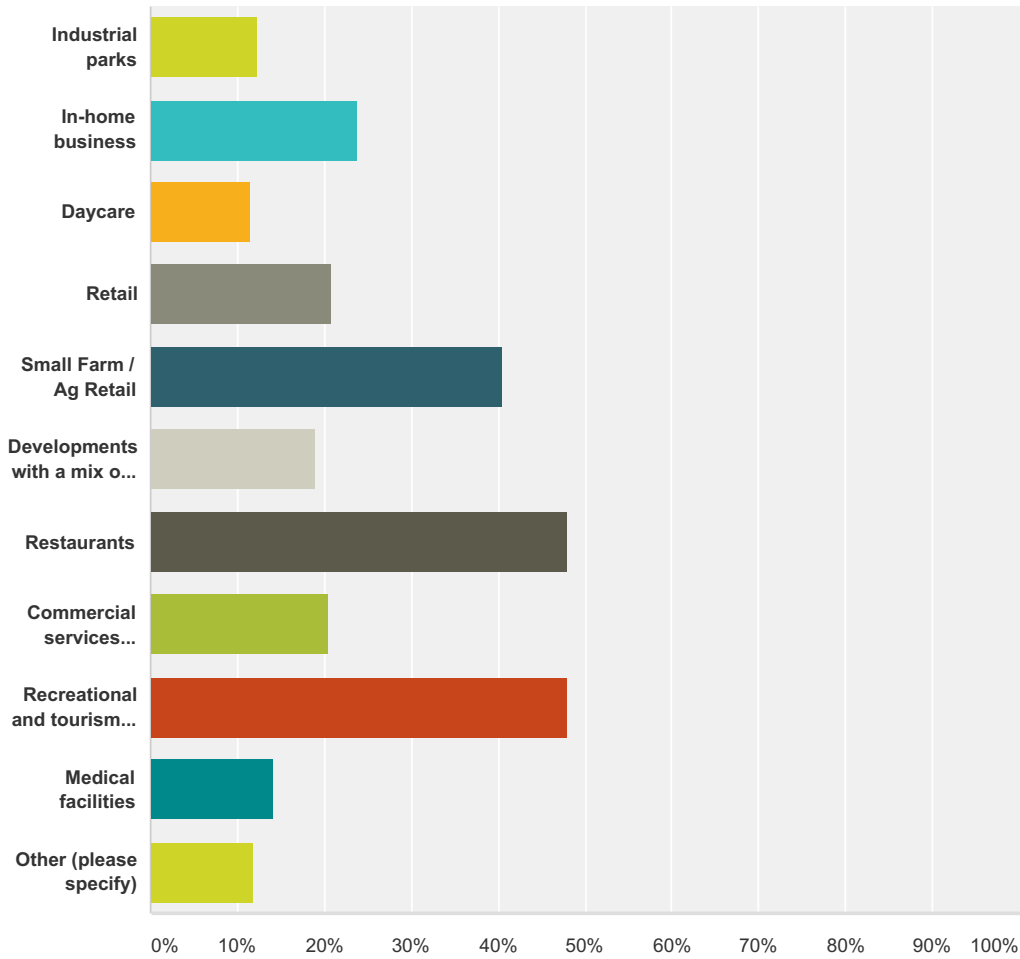
Answered: 244 Skipped: 8



Answer Choices	Responses
The Lake	37.70% 92
Farming Opportunities	8.61% 21
Rural Character	73.77% 180
Low Taxes	57.79% 141
Proximity to Neighboring Communities	52.87% 129
Lifestyle	56.97% 139
The People / Close to Family	23.77% 58
Access to Transportation	10.66% 26
Other (please specify)	8.20% 20
Total Respondents: 244	

Q9 Which types of new businesses would you like to see in the Town in the future? You may check more than one answer.

Answered: 210 Skipped: 42

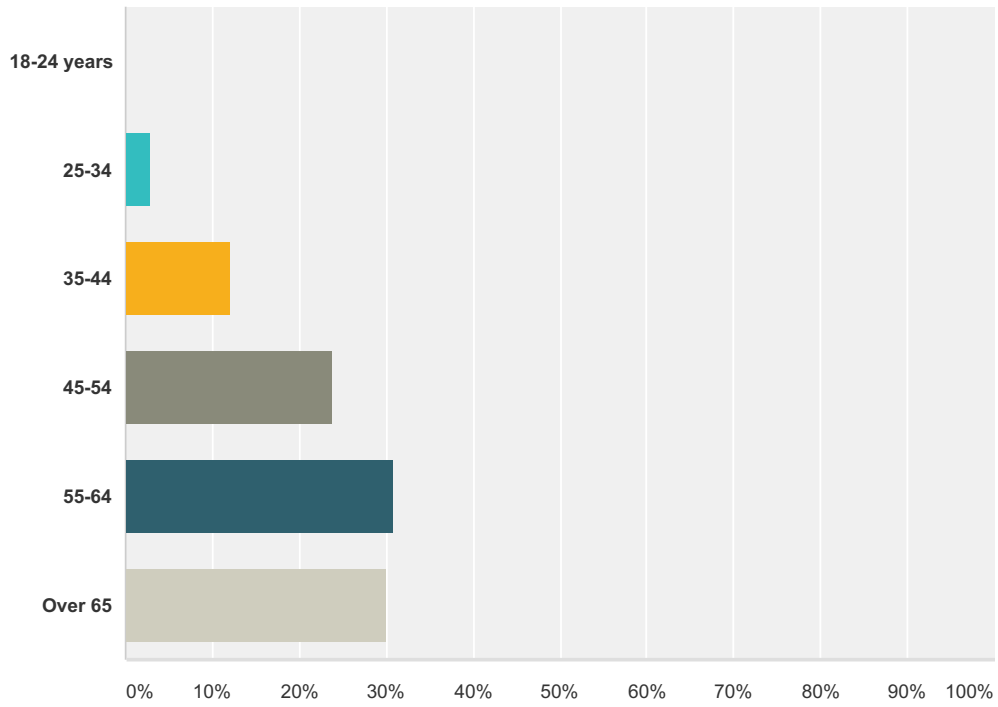


Answer Choices	Responses
Industrial parks	12.38% 26
In-home business	23.81% 50
Daycare	11.43% 24
Retail	20.95% 44
Small Farm / Ag Retail	40.48% 85
Developments with a mix of residential, offices, and retail	19.05% 40
Restaurants	48.10% 101
Commercial services directed to attract travelers from major highways	20.48% 43
Recreational and tourism (e.g., bed and breakfast, outdoor stores)	48.10% 101

Medical facilities	14.29%	30
Other (please specify)	11.90%	25
Total Respondents: 210		

Q10 Please indicate your age

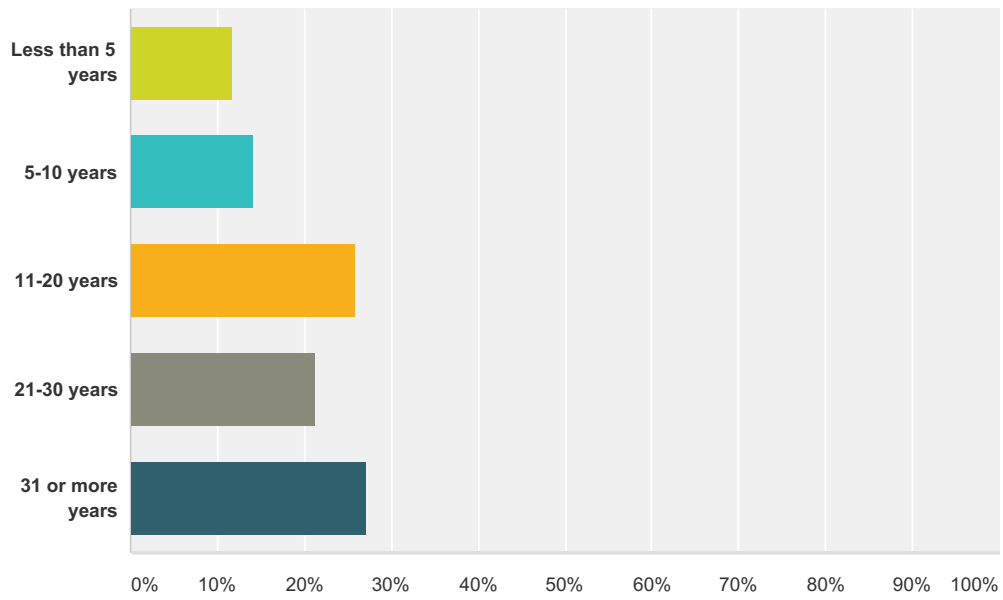
Answered: 239 Skipped: 13



Answer Choices	Responses	
18-24 years	0.00%	0
25-34	2.93%	7
35-44	12.13%	29
45-54	23.85%	57
55-64	30.96%	74
Over 65	30.13%	72
Total		239

Q11 How long have you lived in Pleasant Springs?

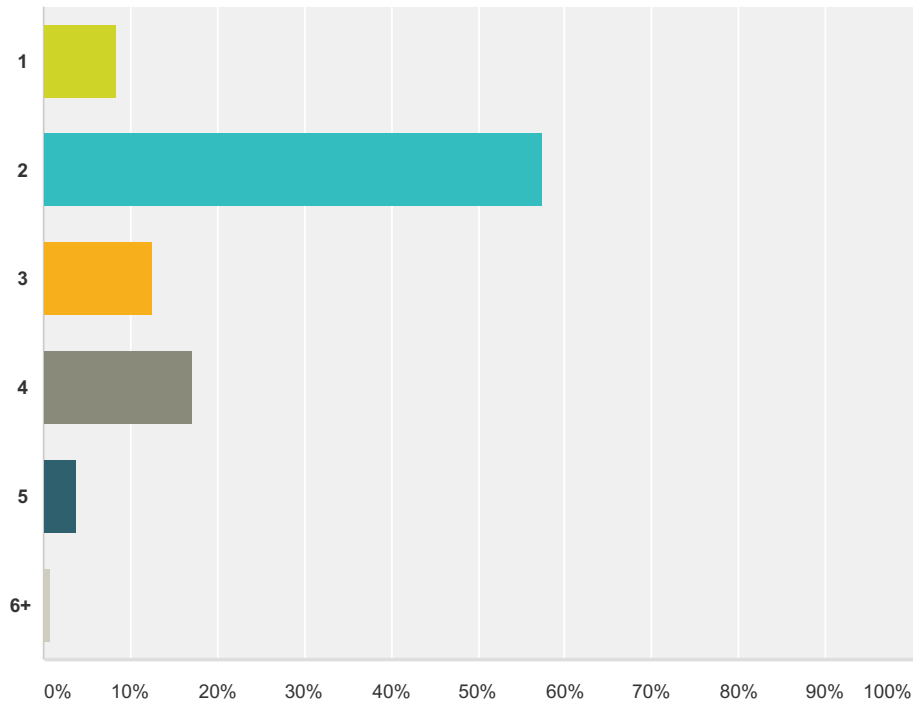
Answered: 240 Skipped: 12



Answer Choices	Responses
Less than 5 years	11.67% 28
5-10 years	14.17% 34
11-20 years	25.83% 62
21-30 years	21.25% 51
31 or more years	27.08% 65
Total	240

Q12 How many people live in your dwelling?

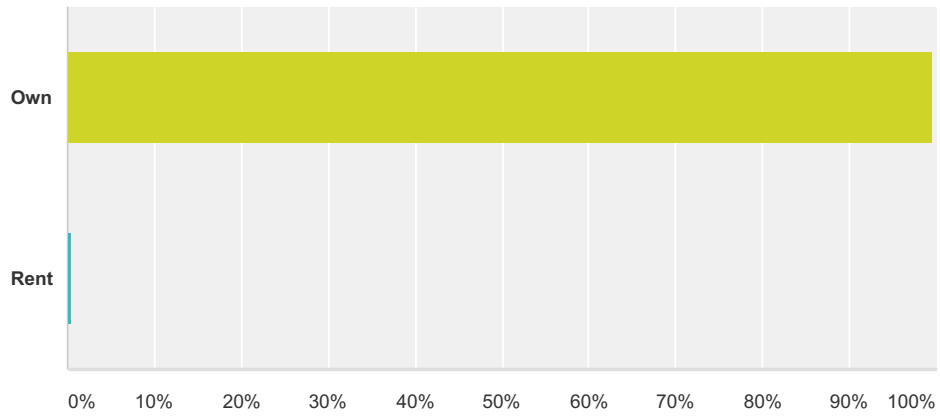
Answered: 240 Skipped: 12



Answer Choices	Responses
1	8.33% 20
2	57.50% 138
3	12.50% 30
4	17.08% 41
5	3.75% 9
6+	0.83% 2
Total	240

Q13 Do you own or rent?

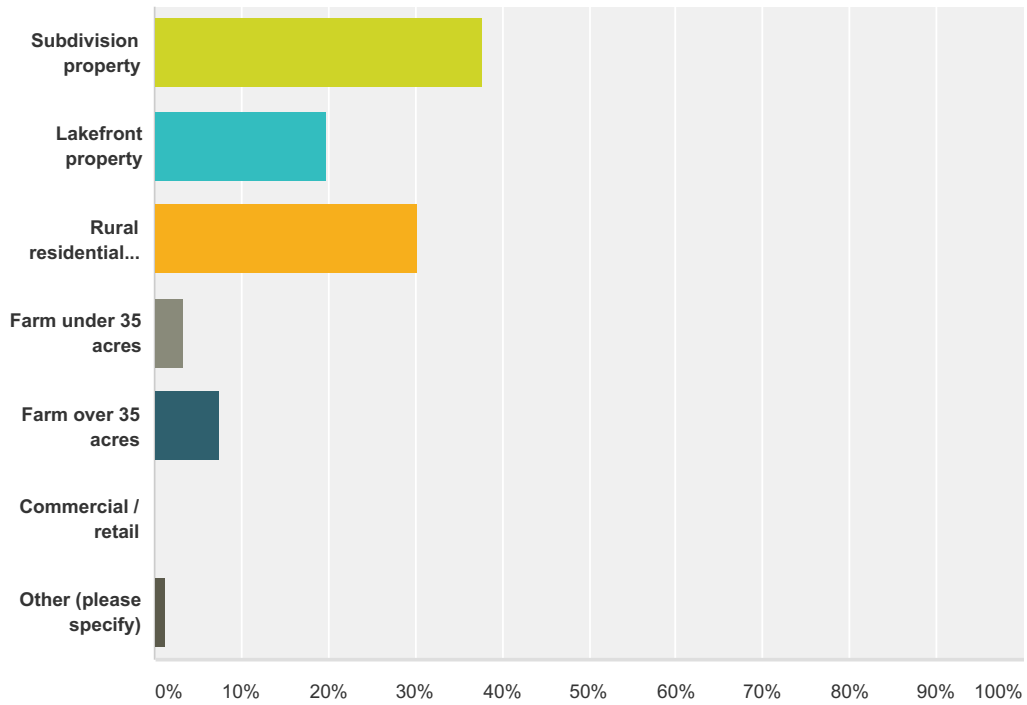
Answered: 240 Skipped: 12



Answer Choices	Responses
Own	99.58% 239
Rent	0.42% 1
Total	240

Q14 What kind of property do you occupy?

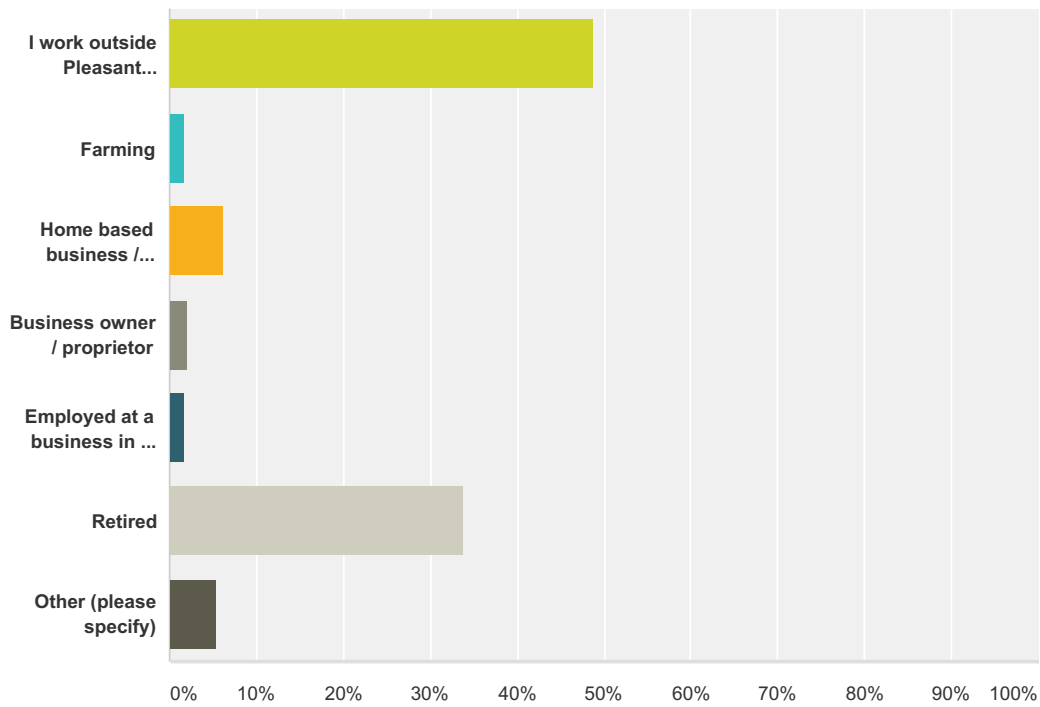
Answered: 241 Skipped: 11



Answer Choices	Responses
Subdivision property	37.76% 91
Lakefront property	19.92% 48
Rural residential property	30.29% 73
Farm under 35 acres	3.32% 8
Farm over 35 acres	7.47% 18
Commercial / retail	0.00% 0
Other (please specify)	1.24% 3
Total	241

Q15 Do you work in Pleasant Springs / what is the nature of your work?

Answered: 237 Skipped: 15



Answer Choices	Responses
I work outside Pleasant Springs	48.95% 116
Farming	1.69% 4
Home based business / occupation	6.33% 15
Business owner / proprietor	2.11% 5
Employed at a business in the town	1.69% 4
Retired	33.76% 80
Other (please specify)	5.49% 13
Total	237

Q16 Tell us what you like about the town:

Answered: 168 Skipped: 84

Q17 Tell us what you do not like about the town:

Answered: 141 Skipped: 111

Q18 Other comments?

Answered: 62 Skipped: 190